

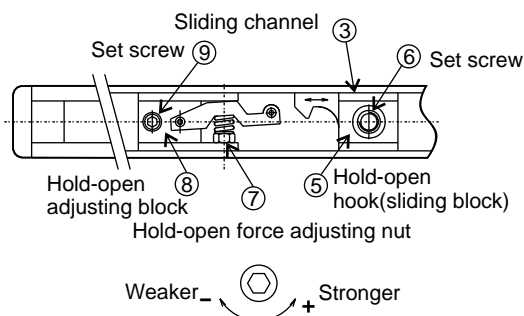
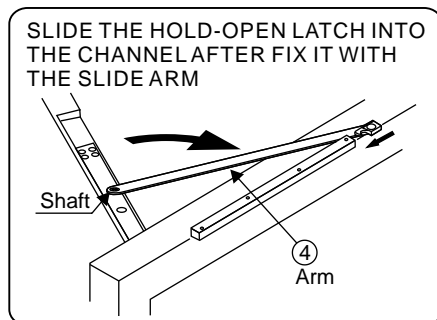
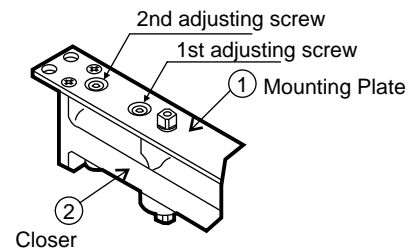
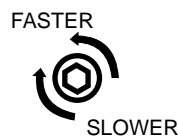
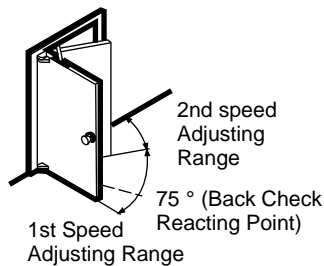
armor

CD50 SERIES DOOR CLOSER

- (1) CD-50 Series Door Closer may be concealed in any kind of luxury doors and frame (slim closer body 39.5mm in thickness) to make the door and frame tidy and entirely.
- (2) Reversible valve system does not have handed problem in installation (less inventory advantage).
- (3) Precise adjustable valve function for control door closing smoothly.
- (4) Kindly design of slide arm set for easy setup the Hold-open to desirable position



MODEL No	DOOR WIDTH (mm)	DOOR WEIGHT (Kgs)
CD-53	900~1050	60~85
CD-54	1050~1250	80~100



INSTALLATION INSTRUCTIONS

- (1) Mount closer (2) on mounting plate (1) by attached 4-M5 X 10 machine screws.
- (2) Place closer with mounting plate (1) and sliding channel (3) into respective notch of door and frame then fixed by 4-M5X15 machine screws (or 4-#1(5) X 25 wood screws) according to the dimension shown in the right side.
- (3) Attach arm (4) to sliding block (5) and tighten by screw (6).
- (4) Open door about 60° from closed position, using attached spanner to rotate closer's shaft clockwise from its rest position about 90° fix the square hole of arm (4) to closer's shaft. Tighten arm screw securely.

HOLD-OPEN ADJUSTMENT INSTRUCTIONS

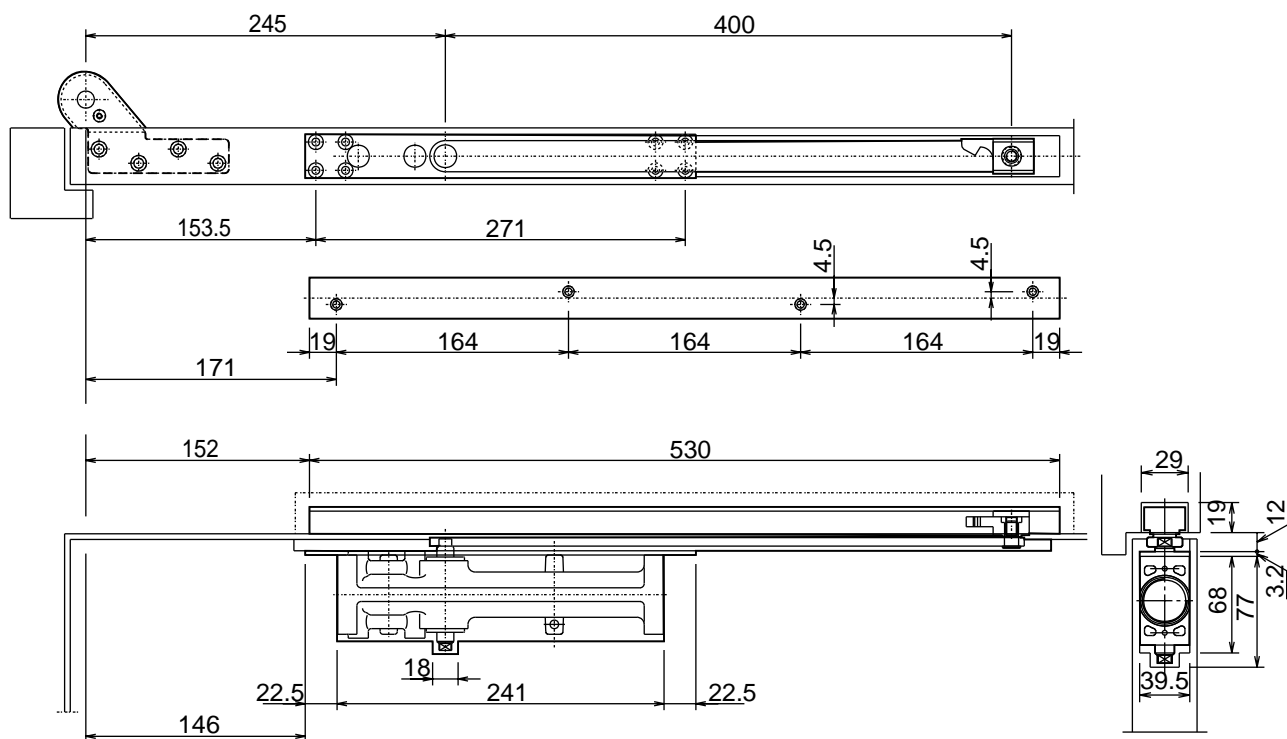
- (1) Before install, sliding the sliding block (5) and adjusting block (8) into channel (3).
- (2) Open door to desire hold-open angle and tighten the set screw (9) on adjusting block (8).
- (3) Adjust the hold-open force please refer to the drawing shown in left.
- (4) Delete the hold-open function to remove the adjusting block (8).



HENG KUO CO., LTD. - (TAIWAN)
KUNSHAN HENG KUO MACHINERY CO., LTD

TAIWAN PLANT : No136, Ren De 5, Ta-Shi, Tao Yuan Hsien, Taiwan R.O.C.
TEL : 886-3-380-2101 FAX : 886-3-380-2123
CHINA PLANT : No.388 Lu Cnen Road kun Shan City CHINA
TEL : 86-512-861-86625 FAX : 86-512-575-70392

STANDARD INSTALLATION (105 ° opening)



TOP HUNG INSTALLATION (105 ° opening)

