

armor

8100 SERIES DOOR CLOSER

Features

- (1) Surface mounted hydraulic door closer
- (2) Aluminium alloy die casting body. Modernize style, sliding dress cover.
- (3) Suitable for hollow steel and wood doors with any kind of frame, reversible hand installation
- (4) Adjustable spring power designed, provide two of power range version, from size 1 to size 4 and from size 2 to 5 stepless regulation, less inventory for wider user needs.
- (5) According to installed dimension be able to select desirable opening angle.
- (6) Universal application for STANDARD, TOP JAMB and PARALLEL arm installation
- (7) Precise two speed adjusting valve for control door closing smoothly.
- (8) Standard BACK CHECK.



SPRING TENSION-Door Size Chart

(Size 1~4)

No. OF TURNS OF SPRING ADJUSTING VALVE	REGULAR ARM				DOOR WEIGHT (Ret) lbs
	INTERIOR DOOR (mm)	EXTERIOR DOOR (mm)		Minimum Lbf.	
		Swing Out	Swing In		
3	900	800	700	5	44~88
6	950	900	800	6	88~132
11	1050	950	900	8	132~176
17	1200	1050	950	11	176~220

(Size 2~5)

NO. OF TURNS OF SPRING ADJUSTING VALVE	STANDARD / TOP JAMB INSTALLATION				DOOR WEIGHT (Ret) lbs
	INTERIOR DOOR (mm)	EXTERIOR DOOR (mm)		Minimum Lbf.	
		Swing Out	Swing In		
1	800	700	600	2	44
3	900	800	700	3	44~88
6	950	900	800	5	88~132
11	1050	950	900	8	132~176

(-) counterclockwise, (+) clockwise

ADJUSTMENT

- (1) Individual two speed adjusting valves for adjust both closing speed from 180 °~15 ° and 15 °~0 °.
- (2) Speed adjusting valves turned clockwise for slow down the closing speed, turned counterclockwise for speed up the closing speed.
- (3) The closing speed adjust range from 180 ° to 15 ° and latching speed adjust from 15 ° to 0 ° (refer to FIG. A).
- (4) Back check function act on door open to about 75 ° to avoid damage to doorware, to adjust the reaction of BC Please refer to FIG. B .
- (5) Choose either of slide arm or cam hold-open arm (option), it may hold the door in any of your set-up point within 75 ° to 180 °
- (6) Delay action (DA) : When door open exceed 75 °, even if release, the door will delayed closing until door achieve 75 ° position for wheelchair, disabled or busy door convenience.

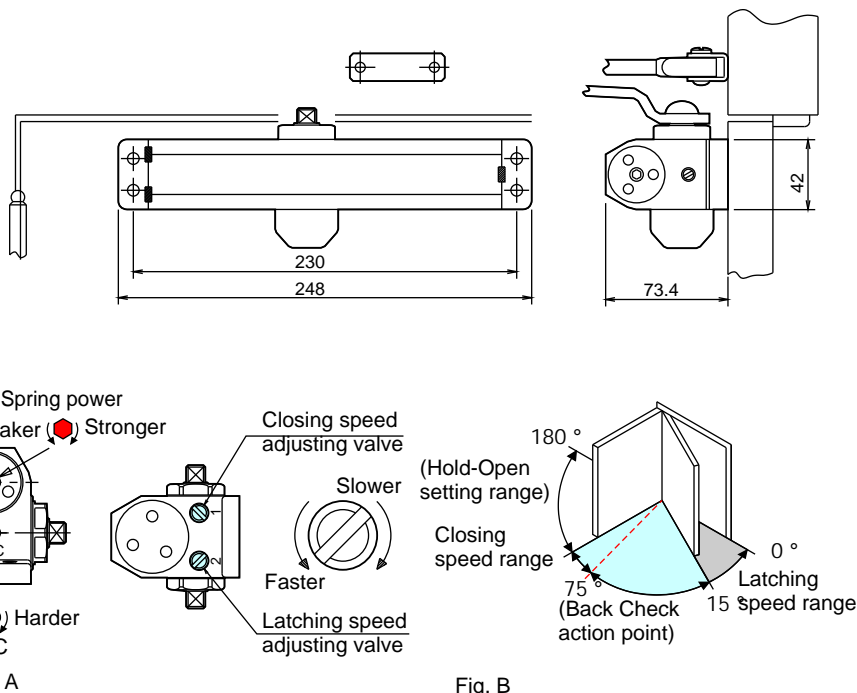


Fig. A

Fig. B



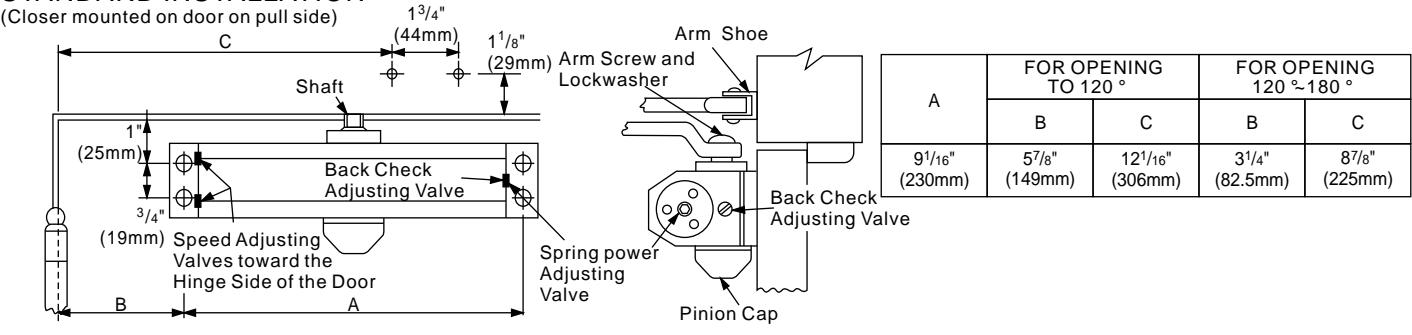
HENG KUO CO., LTD. - (TAIWAN)
KUNSHAN HENG KUO MACHINERY CO., LTD

TAIWAN PLANT : No136, Ren De 5, Ta-Shi, Tao Yuan Hsien,
Taiwan R.O.C.
TEL : 886-3-380-2101 FAX : 886-3-380-2123
CHINA PLANT : No.388 Lu Chen Road kun Shan City CHINA
TEL : 86-512-861-86625 FAX : 86-512-575-70392

Installation instructions

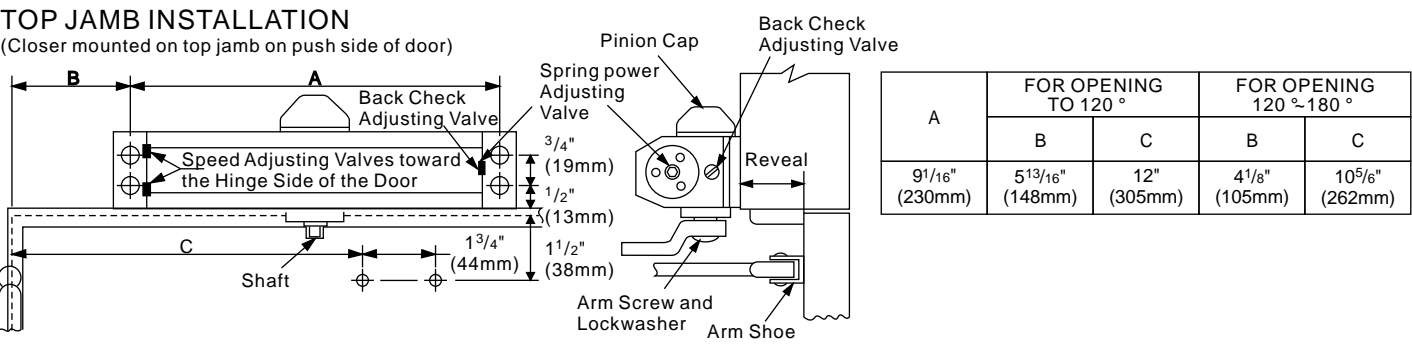
STANDARD INSTALLATION

(Closer mounted on door on pull side)



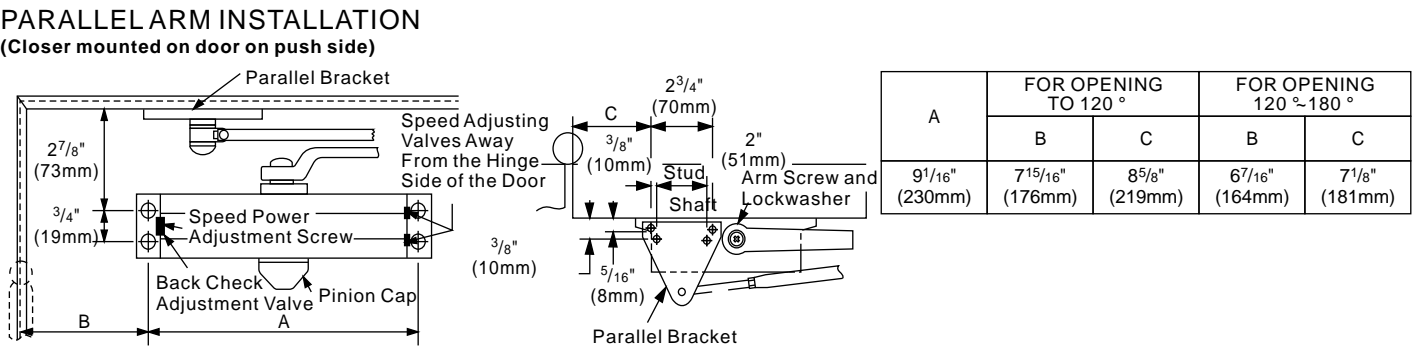
TOP JAMB INSTALLATION

(Closer mounted on top jamb on push side of door)



PARALLEL ARM INSTALLATION

(Closer mounted on door on push side)



Finished color Abbreviations : AL (Aluminium) 、 DU (Dark Bronze) 、 BZ (Gold)

Three years warranty from delivery.