



5600 SERIES Grade One Door Closer

FEATURES

- (1) UL listed conforms UL10C and UBC 7-2, 1997; Listed ANSI Grade 1 list
- (2) Aluminium alloy die casting body. Modernize style, sliding dress cover.
- (3) Suitable FOR hollow steel and wood doors with any kind of frame, reversible hand installation.
- (4) Adjustable spring power designed, provide two of power range version, from size 1 to size 4 and from size 2 to 5 stepless regulation, less inventory for wider user needs.
- (5) According to installed dimension be able to select desirable opening angle.
- (6) Universal application for STANDARD, TOP JAMB and PARALLEL arm installation.
- (7) Precise two speed adjusting valve for control door closing smoothly.
- (8) DELAY ACTION, BACK CHECK, Both can be adjust in field for different application.



SPRING TENSION-Door Size Chart

(Size 1~4)

NO. OF TURNS OF SPRING ADJUSTING VALVE	REGULAR ARM			DOOR WEIGHT	
	INTERIOR DOOR	EXTERIOR DOOR		Minimum Lbf	(Ret) lbs
		Swing Out	Swing In		
2	5 lbs Opening Force			2	44
4	32"(813mm)	28"(711mm)	24"(610mm)	3	44~88
6	36"(914mm)	32"(813mm)	28"(711mm)	5	88~132
9	42"(1067mm)	36"(914mm)	32"(813mm)	8	132~176

(Size 2~5)

NO. OF TURNS OF SPRING ADJUSTING VALVE	REGULAR ARM			DOOR WEIGHT	
	INTERIOR DOOR	EXTERIOR DOOR		Minimum lbf	(Ret) lbs
		Swing Out	Swing In		
1	8 1/2 lbs Opening Force			2	44
3	32"(813mm)	28"(711mm)	24"(610mm)	3	44~88
5	36"(914mm)	32"(813mm)	28"(711mm)	5	88~132
8	42"(1067mm)	36"(914mm)	32"(813mm)	8	132~176
10 1/2	48"(1219mm)	42"(1067mm)	36"(914mm)	11	176~220

ADJUSTMENT

- (1) Individual two speed adjusting valves for adjust both closing speed from 180 °~15 ° and 15 °~0 °.
- (2) Speed adjusting valves turned clockwise for slow down the closing speed, turned counterclockwise for speed up the closing speed.
- (3) The closing speed adjust range from 180 ° to 15 ° and latching speed adjust from 15 ° to 0 ° (refer to FIG. A).
- (4) Back check function act on door open to about 75 ° to avoid damage to doorware, to adjust the reaction of BC Please refer to FIG. B .
- (5) Choose either of slide arm or cam hold-open arm (option), it may hold the door in any of your set-up point within 75 ° to 180 °
- (6) Delay action (DA) : When door open exceed 75 °, even if release, the door will delayed closing until door achieve 75 ° position for wheelchair, disabled or busy door convenience.

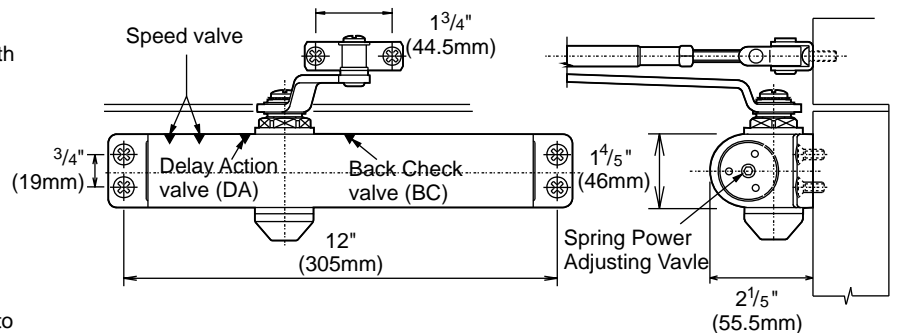


FIG. A

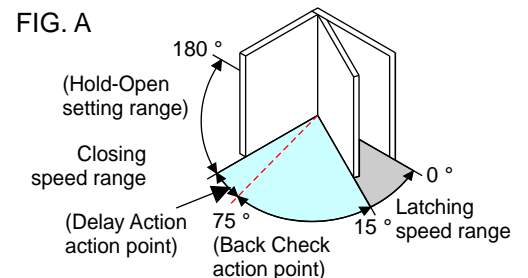
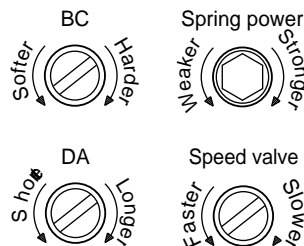


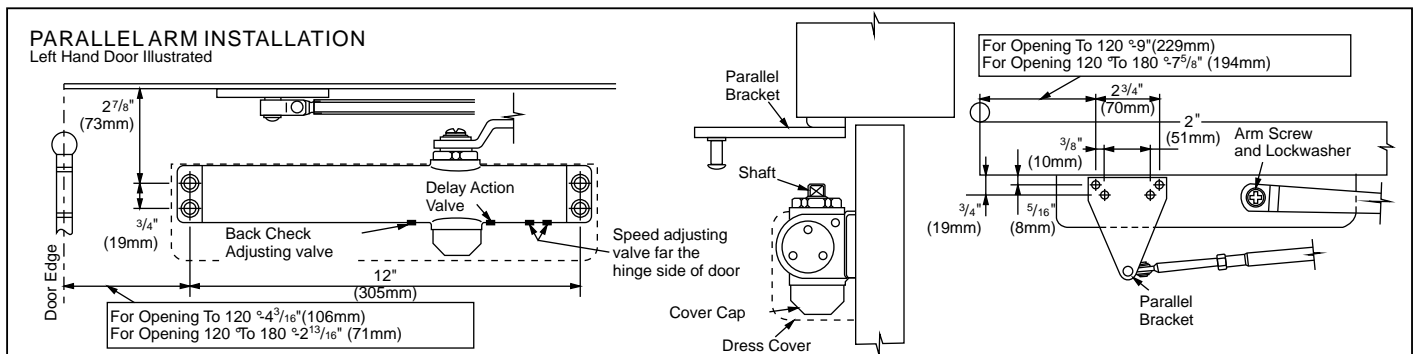
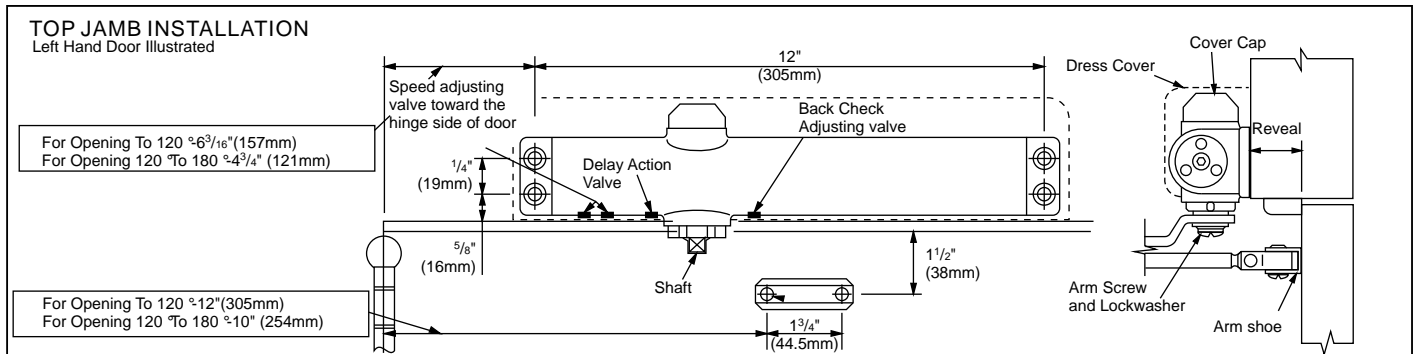
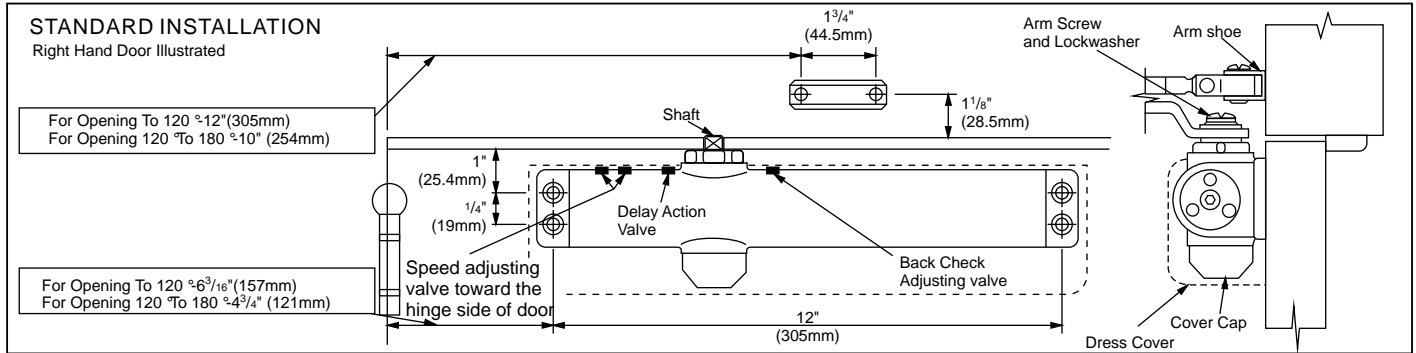
FIG. B



HENG KUO CO., LTD. - (TAIWAN)
KUNSHAN HENG KUO MACHINERY CO., LTD

TAIWAN PLANT : No.136, Ren De 5, Ta-Shi, Tao Yuan Hsien,
Taiwan R.O.C.
TEL : 886-3-380-2101 FAX : 886-3-380-2123
CHINA PLANT : No.388 Lu Chen Road kun Shan City CHINA
TEL : 86-512-861-86625 FAX : 86-512-575-70392

Installation instructions



Finished color Abbreviations : AL (Aluminium) 、 DU (Dark Bronze) 、 BZ (Gold)

Three years warranty from delivery.